

# Audi A8

## Current Flow Diagram

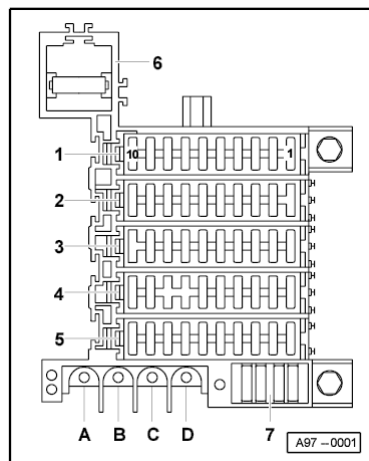
**No. 23 / 1**

Edition 02.1999

### Electrically operated rear roller blind

From model year 1999

#### Fuse box



- 1 - Fuse carrier 1 (ST1), black
- 2 - Fuse carrier 2 (ST2), red
- 3 - Fuse carrier 3 (ST3), yellow
- 4 - Fuse carrier 4 (ST4), blue
- 5 - Fuse carrier 5 (ST5), brown
- 6 - Radiator fan fuse (S42)
- 7 - Spare fuses

A, B, C, Screwed junctions

D -

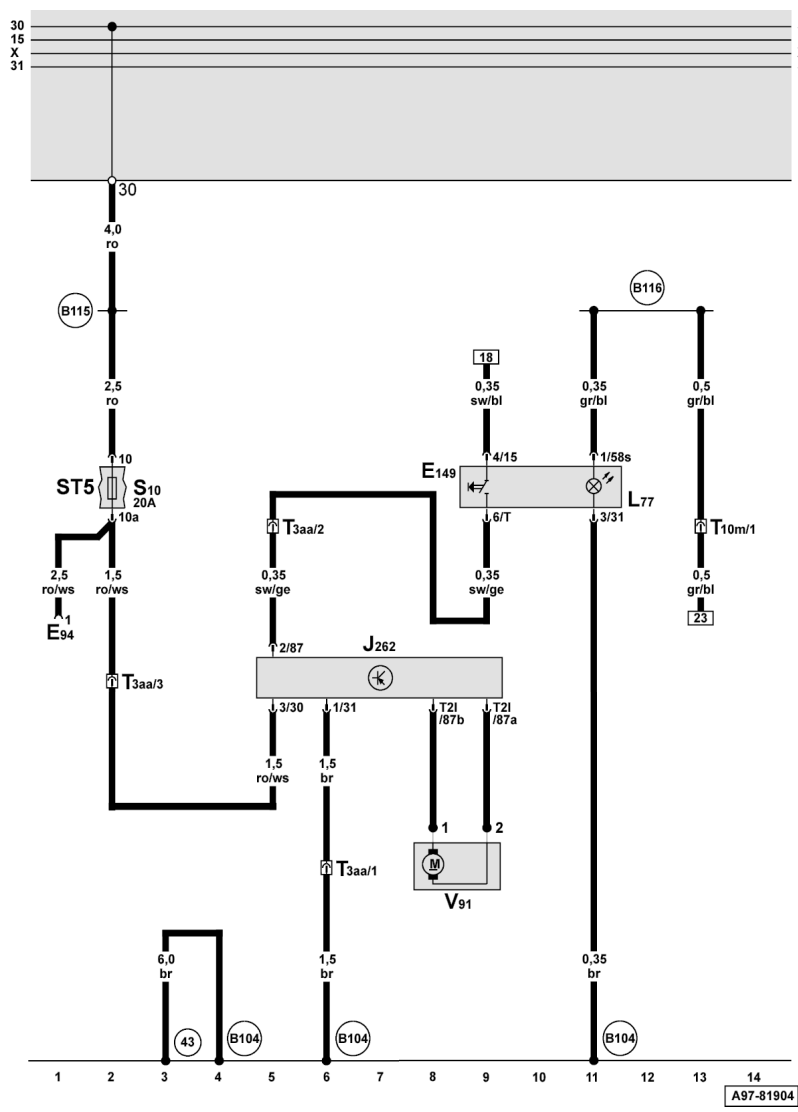
Fuse colours:

- 30 A - green
- 25 A - white
- 20 A - yellow
- 15 A - blue
- 10 A - red
- 7.5 A - brown
- 5 A - beige

Audi A8

Current Flow Diagram

No. 23 / 2



Electrically operated rear roller blind

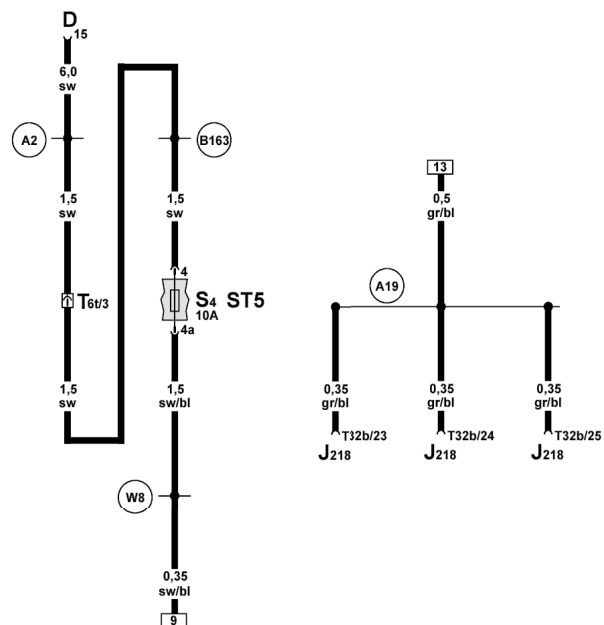

- E94 - Heated driver's seat adjuster
- E149 - Rear roller blind switch
- J262 - Rear roller blind control unit
- L77 - Rear roller blind switch illumination
- S10 - Fuse in fuse carrier
- T2l - 2-pin connector, connection for rear roller blind motor
- T3aa - 3-pin connector, black, under rear seat, right
- T10m - 10-pin connector, grey, footwell, right, at wheelhouse, behind carpet
- V91 - Rear roller blind motor
- 43 - Earth point, lower part of right A-pillar
- B104 - Earth connection (rear right), in interior wiring harness
- B115 - Positive (+) connection (30, central electrics), in interior wiring harness
- B116 - Connection (58s), in interior wiring harness

ws = white  
sw = black  
ro = red  
br = brown  
gn = green  
bl = blue  
gr = grey  
li = purple  
ge = yellow  
or = orange  
rs = pink

Audi A8

Current Flow Diagram

No. 23 / 3



ws = white  
 sw = black  
 ro = red  
 br = brown  
 gn = green  
 bl = blue  
 gr = grey  
 li = purple  
 ge = yellow  
 or = orange  
 rs = pink

### Electrically operated rear roller blind

- D - Ignition/starter switch
- J218 - Combi-processor in dash panel insert
- S4 - Fuse in fuse carrier
- T6t - 6-pin connector, red, footwell, right, at wheelhouse, behind carpet
- T32b - 32-pin connector, grey, on dash panel insert
- A2 - Positive (+) connection (15), in dash panel wiring harness
- A19 - Connection (58s), in dash panel wiring harness (switch illumination)
- B163 - Positive (+) connection -1- (15), in interior wiring harness
- W8 - Connection(15a), in rear wiring harness

15 16 17 18 19 20 21 22 23 24 25 26 27 28  
 A97-81907